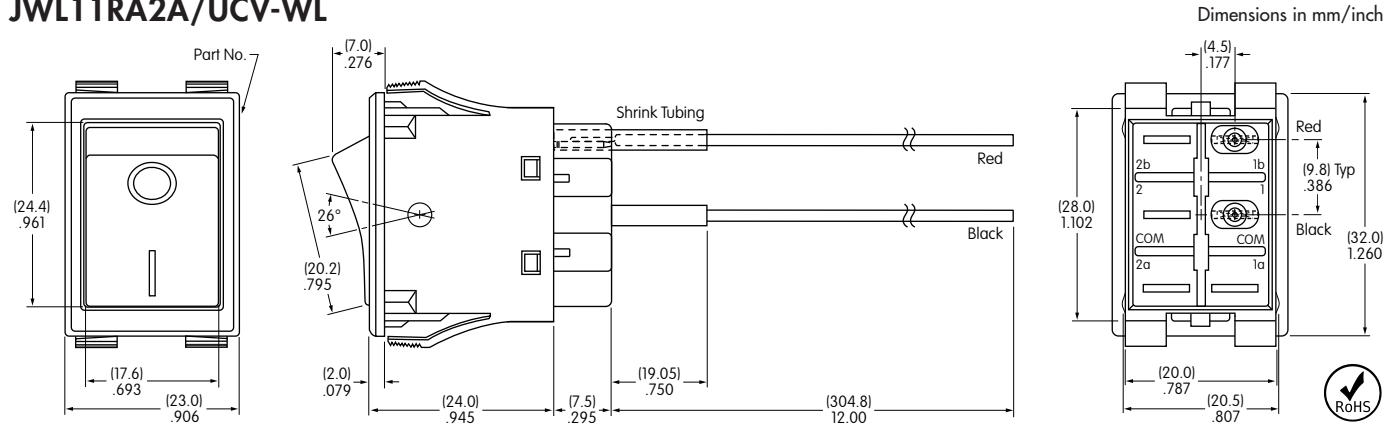



# High Inrush 16 Amp Rocker with Wire Leads

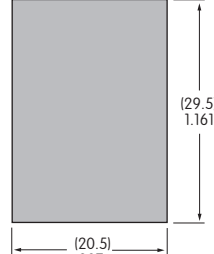
# Series JW

## JWL11RA2A/UCV-WL



### SINGLE POLE WITH SOLDER LUG

Base Switch	Pole	Rocker Position			Connected Terminals			Throw & Schematics
		Down	Center	Up	Down	Center	Up	
JWL11RA2A/UCV	SP	ON	NONE	OFF	1-1b	OPEN	OPEN	SPST 

Wiring				Wire Specifications		Panel Cutout	
No. of Wires	Terminal 1b	Terminal COMMON	Terminal 1a, 2a, COM, 2b	UL1015	Temperature Range: -40°C ~ +105°C (-40°F ~ +221°F)	Panel Thickness Range:	
2	Red	Black	---	600V	Stripped Wire Ends 1/4"	.039" ~ .157" (1.0mm ~ 4.0mm)	
				14 AWG			

## Base Switch Specifications

### Electrical Capacity (Resistive Load)

**Power Level:** 16A @ 125/250V AC; 5A @ 72V DC for telecommunication applications

### Other Ratings

- Contact Resistance:** 20 milliohms maximum
- Insulation Resistance:** 1,000 megohms minimum @ 500V DC
- Dielectric Strength:** 2,000V AC minimum between contacts for 1 minute minimum; 4,000V AC minimum between contacts & case for 1 minute minimum
- Mechanical Life:** 25,000 operations minimum
- Electrical Life:** 25,000 operations minimum
- Nominal Operating Force:** 5.00N
- Angle of Throw:** 26°

### Materials & Finishes

- Rocker:** Polyphenylene ether (UL94V-0)
- Housing/Frame & Barrier:** Polyamide (UL94V-0)
- Interior Seal:** Polyphenylene sulfide (UL94V-0)
- Contacts:** Silver alloy plus copper with silver plating
- Case/Base:** Melamine (UL94V-0)
- Terminals:** Brass with silver plating

### Environmental Data

- Operating Temperature Range:** -25°C through +70°C (-13°F through +158°F)
- Humidity:** 90 ~ 95% humidity for 96 hours @ 40°C (104°F)
- Vibration:** 10 ~ 55Hz with peak-to-peak amplitude of 1.5mm traversing the frequency range & returning in 1 minute; 3 right angled directions for 2 hours
- Shock:** 50G (490m/s<sup>2</sup>) acceleration (tested in 6 right angled directions, with 5 shocks in each direction)
- Sealing:** Dust resistant inner seal

### Standards & Certifications for Base Switch

- Flammability Standards:** UL94V-0 for rocker, housing, seal & case/base
- TV Ratings for UL & CSA:** TV-8 - Overload Test @ 120V AC for 50 operations: Steady State Current (rms) 12A; Minimum Inrush Current (peak) 163A. Endurance Test @ 120V AC for 25,000 operations: Steady State Current (rms) 8A; Minimum Inrush Current (peak) 117A.
- UL:** File No. E44145. Recognized at 16A @ 250V AC; 5A @ 72V DC.
- CSA:** File No. 023535\_0\_000. Certified at 16A @ 250V AC.
- VDE:** License No. 115674. Approved at steady state inrush 128A, resistive 16A, & motor load 8A all at 250V AC.